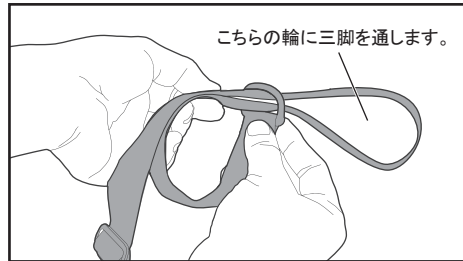
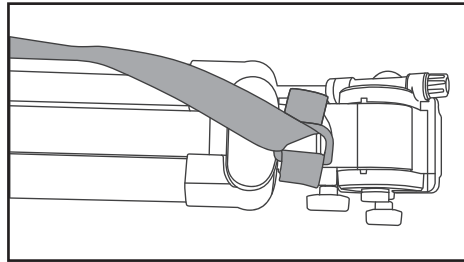


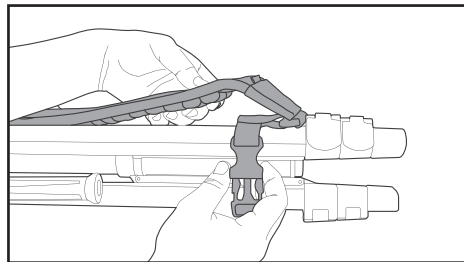
## 使用方法 / How to use



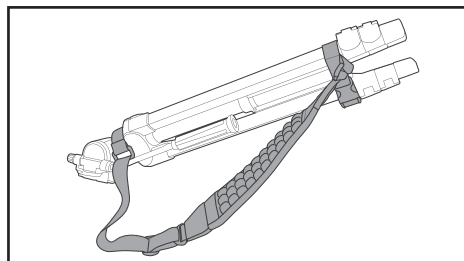
先端のリングに、ストラップを通して輪を作ります。  
Make a ring through a strap in a ring of the tip.



Pass a tripod through the ring and squeeze the ring between a pan head and the main body.  
\* Please do not roll up panning handle.



Wind up the strap other side just above the biggest leg locking nut (or leg locking lever), and have a buckle surely.



### 【製品仕様】

■長さ: 820~1100mm ■肩パッド幅: 75mm ■質量: 159g  
■適合三脚: 縮長600~900mmの大型三脚に適します。

### 【Specifications】

■Length: 820mm(32.28in)~1100mm(43.31in)  
■Shoulder Pad Width: 75mm(2.95in) ■Weight: 159g(0.35lbs)  
■Suitable for larger tripod that has 600mm(23.62in) to 900mm(35.43in) size of folded length.